

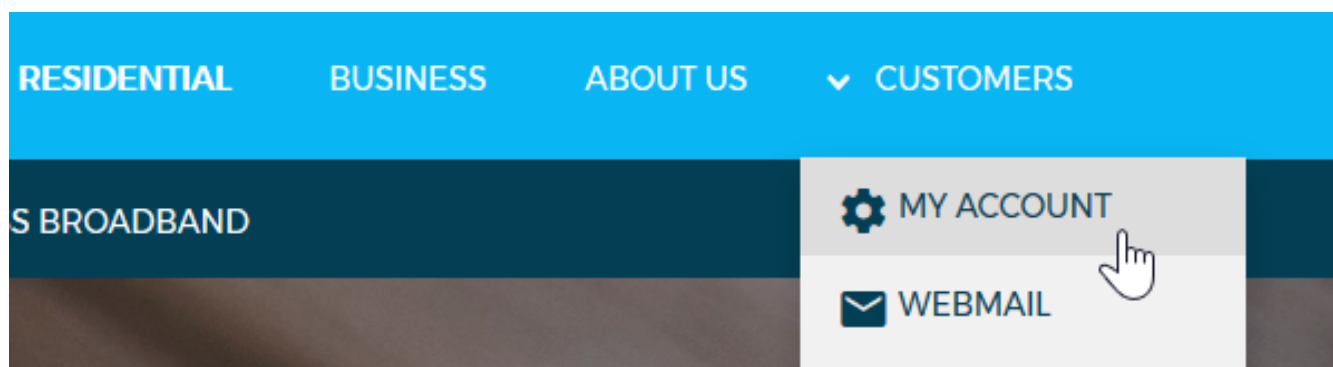
Mobile phone international call activation and international call rates

How to activate international calls

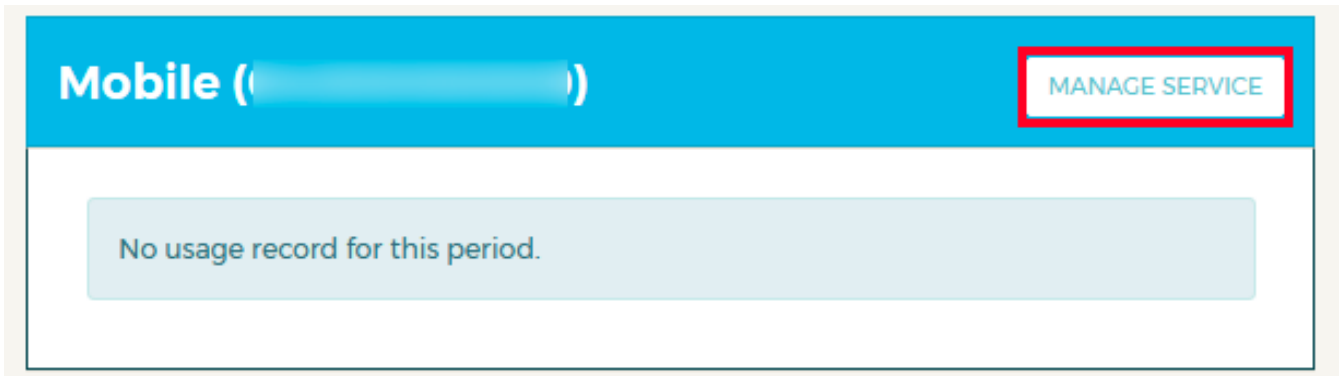
International calls are normally barred on your mobile phone service as it incurs a corresponding charge per minute of use.

Follow the below steps to enable international calling:

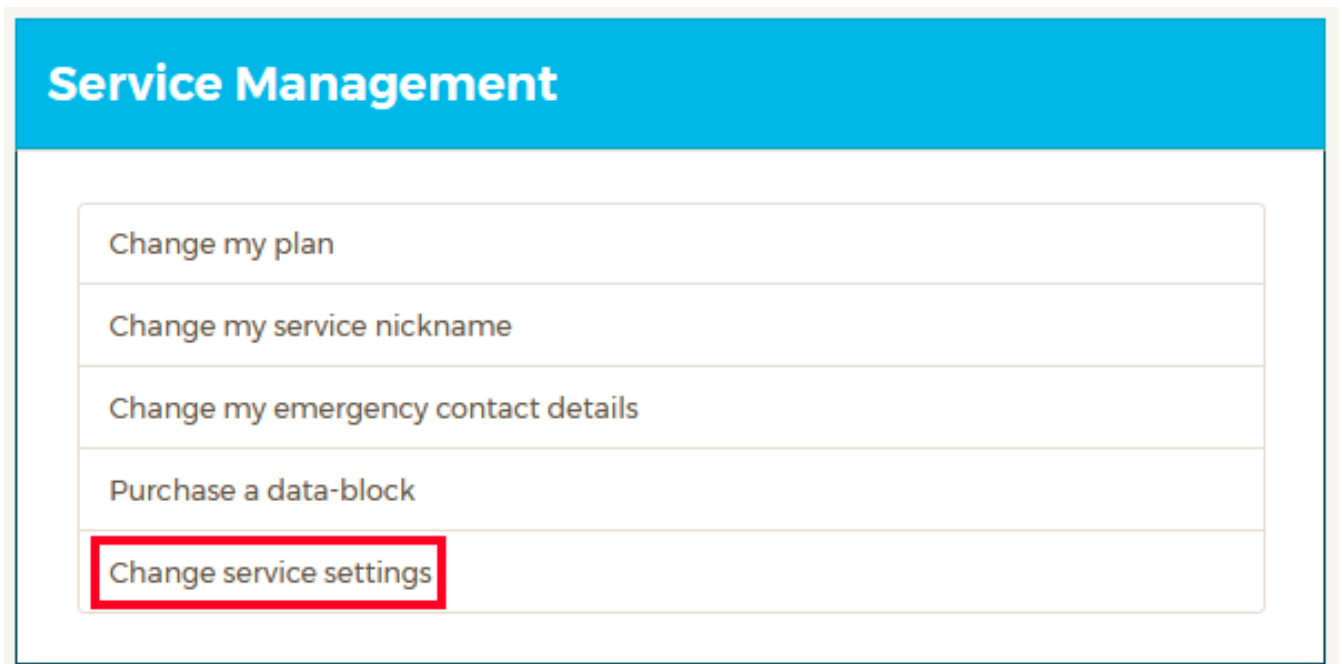
1. Visit spintel.net.au
2. Login to [My Account](#) by selecting **Customers** and then **My Account**.



3. Once logged in, you will be routed to the dashboard. Select the relevant service and click on **Manage Service**



4. Scroll down to Service Management and click **Change service settings**



5. Turn **ON** Outgoing Calls to International & Premium Numbers such as **19XX**

Configure Settings

Calling Options

All Outgoing Calls

Off

Outgoing Calls to International & Premium Numbers such as 19XX

Off

Outgoing CLI Display

Off

Calls to International & Premium Numbers may attract additional charges, please check your plan inclusions.

6. Scroll down and click **Update Settings** to apply the changes.

Update Settings

Confirmation will be displayed in **My Account** once the requested feature has been successfully activated.

Note: Please read and understand the Terms and Conditions before using the feature.

Check international call rates

1. Visit spintel.net.au

2. Go to **Mobile Plans**, click on **International** and select the relevant country's international call rates.

INTERNATIONAL RATES

International Roaming

For information on International Roaming, please view our [International Roaming Page](#)

Select a country, you can filter options by typing in the list

- Afghanistan
- Albania
- Algeria
- Andorra
- Angola
- Anguilla
- Antarctica
- Antigua & Barbuda
- Argentina
- Armenia
- Aruba
- Ascension Island
- Austria
- Azerbaijan Republic
- Bahamas

Online URL:

<https://articles.spintel.net.au/article/mobile-phone-international-call-activation-and-international-call-rates.html>